

Fom Group

FomIndustrie

FomFrance

FomChina

FomIndia

FomRussia

FomRomânia

FomUSA

FomTurkey

FomEspaña

FomAsia

FomLatinoAmérica

Comall

FST

profteQ

Rim

TexComputer

GrafSynergy

BCR

CIMAtech

FomIndustrie

FMC serie uno - 05/2023 - version 1.3

FMC

serie uno

 **FomIndustrie**
Aluminium Working Machinery

Via Mercadante, 85 - 47841 Cattolica (RN) - Italia

Tel +39.0541.832611 - Fax +39.0541.832615

info@fomindustrie.com

fomindustrie.com




The specifications and illustrations in this catalogue are only guideline, FomIndustrie therefore reserves the right to make any modifications it deems necessary for technical or commercial reasons at any time and without prior notification.




FMC 120

Machining centre with 3 controlled axes and pneumatic rotation of the table to carry out drilling and milling operations on aluminium or steel profiles. Equipped as standard with minimum lubrication, double stop, manual 6 location tool magazine and spindle with quick-release tool coupling. FMC 120 is the solution that combines compact working dimensions and high machining performance. Numerous configuration options are available (automatic tool change, rigid tapping, rotation of the adjustable table to intermediate angles, lubri-cooling), making FMC 120 a solution that can be scaled to many different needs.



POSITIONING STOP DISENGAGED MANUALLY

Two supplied as standard, allowing multi piece and oversized machining operations
On request, third stop fitted on the external tunnel.




SPINDLE

The air cooled 3kW ISO 30 spindle motor provides power and reliability in every working condition. The rigid tapping and flow drilling functions can be activated on request. Motor speed adjustable from 1,000 to 17,000 rpm.



STANDARD VICES

In cast aluminium with dual working pressure and manual positioning in X. Their small size reduces the need to reposition the vices and ensures firm locking very close to the machining point. Adjustment is quick and does not require the use of tools.



CONTROL CONSOLE

Hooked to the guard cabin to run commands and programs.
Display 24".

TOOL MAGAZINE

Allows loading of up to 6 tools.
On request, it can be supplied with an automatic 5 location tool magazine positioned on the rotating beam.




X AXIS CARRIAGE

Made of electrowelded steel, it moves on high precision straight guides. Movement of the X, Y and Z axes is interpolated.



BEAM

Allows machining on 3 sides of the profile and on the 2 ends. On request, rotation of the work table to intermediate angles with manual stop.



OPTIONAL VICES

Vices with manual positioning and automatic locking of the longitudinal position are also available on request.

GUARD SYSTEM

The ergonomic line guarantees ample visibility during machining operations.

MECHANICAL COMPONENT LUBRICATION

Centralised for straight guide slide blocks and recirculating ball screw lead screws.

TOOL LUBRICATION

Minimum lubrication required. The lubricant used is pure oil or, in addition to this if requested, can be provided with a water/oil emulsion (lubricating coolant).